



PERFORMANCE

TEMPERATURE RANGE -2 / +8 °C

CHECK



FEATURES

- AISI 304 stainless steel construction with external scotch brite finish
- Monocoque structure
- Scotch-Brite external finish
- 60 mm high density CFC and HCFC free PU insulation (42 kg/m3)
- Rounded interior for greater hygiene
- Ergonomic handle on the complete door length and magnetic gaskets on the 4 sides of the door
- Door gasket easy to remove without dedicate working tools
- Available without top, with top, with top + splashback
- Feet in stainless steel adjustable in height
- Indirect air circulation system, with flow conveyor, for perfect temperature uniformity
- Monobloc refrigeration group
- Refrigerant gas R290
- Evaporator cataphoresis treated with non-toxic epoxy resin
- Evaporation of condensation water with hot gas system
- LCD graphic display with 6 buttons

STANDARD EQUIPMENT

With worktop and backsplash
C-shaped guide pair for each door
Stainless steel grid 600x400 for each door

OPTIONAL EQUIPMENT

IoT cloud connection
Swivel casters (2 with brakes)
Doors equipped with locks
Two drawers per compartment
Three drawers per compartment
Special voltages on request

DIMENSIONS

Width	2440 mm [96.06 in]
Depth	800 mm [31.5 in]
Height	1000 mm [39.37 in]
Weight	156 kg [343.98 lb]
Foot height	150 mm [5.91 in]
Door light width 1	360 mm [14.17 in]
Door light height 1	543 mm [21.38 in]
Door depth open 90°	1220 mm [48.03 in]
Internal depth	553 mm [21.77 in]
Packaging width	2600 mm [102.36 in]
Packing depth	900 mm [35.43 in]
Packaging height	1100 mm [43.31 in]
Packing weight	218 kg [480.69 lb]
Packing volume	2.57 m ³ [679.97 glus]

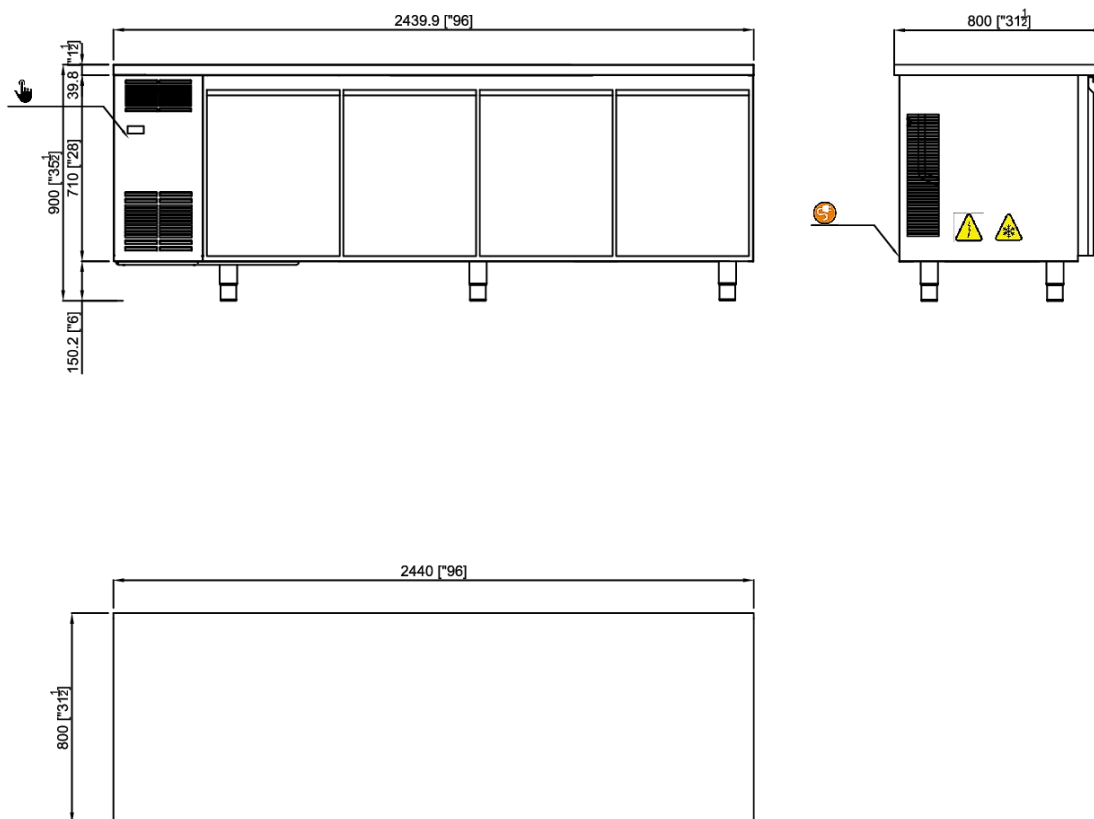
TECHNICAL DATA


Temperature range	-2 / +8 °C
Insulation thickness	60 mm [2.36in]
Number of rooms	4
Door type	Blind
Number of doors	4
Condensation type	Air
Plant type	Motor on board
Plant type	Ventilated
Compressor type	Hermetic
Refrigerant gas	R290
GWP refrigerant gas	3
Defrost type	A stop
Defrost water evaporation	Automatic
Interior lighting	Not present
Outdoor lighting	Not present
Climatic class	5
Energy class	B


SUPPLY


Power supply	220-240 V ~ 50 Hz
FLI - Max cold power	980 W
FLA - Max cold absorption	5.2 A
Power plug	CE-Schuko


DIMENSIONS



 Display con tasti capacitivi
Display with capacitive keys

 Cavo alimentazione elettrica
Power supply cable

 Impianto frigo
Refrigeration system

 Scatola elettrica
Electric box